

TRUE METRIX PRO

Professional Monitoring Blood Glucose System



Quick Reference Guide

Before Testing

- ✓ ALWAYS read the Owner's Booklet before testing for the first time and before using this Quick Reference Guide.

Meter and Test Strip Front



Back



Blood Glucose Testing



Step 1
Wash your hands with warm, soapy water. Dry thoroughly. Put on disposable gloves.



Step 2
Gather your materials and prepare your lancing device. Remove test strip from vial and close vial immediately.



Step 3
Insert strip into Test Port with black blocks facing up. The meter turns on.



Step 4
Refer to your facility approved method for lancing to obtain a blood sample. Select area on patient to be lanced. Clean and disinfect the area. Dry thoroughly. Lance fingertip. Allow blood drop to form.



Step 5
Wait until Drop Symbol appears in Display. With strip still in meter, touch Tip of strip to blood drop. Allow blood to be drawn into strip. **Remove test strip from blood drop immediately after meter beeps and dashes appear across Meter Display.**



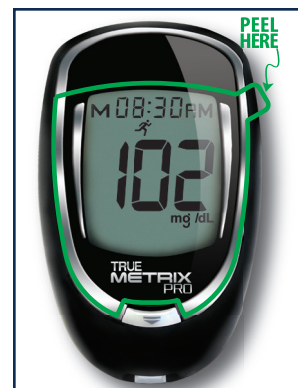
Step 6
Glucose result will be displayed with alternating date and time.



Step 7
Hold meter in a vertical position with strip pointing down. Press Strip Release Button to discard the used strip from the meter. Testing is complete.

WARNING: Upon opening the test strip carton, examine the product for missing, damaged or broken parts. Ensure the test strip vial cap is securely closed. If the product is damaged or the vial cap is not closed, DO NOT use the test strips for testing; product may give inaccurate results. Contact Trividia Health Customer Care at 1-800-803-6025 for replacement and assistance.

Step 2 Tips




Peel and discard the clear protective sticker from the Meter Display.



Remove one Test Strip from vial. Then immediately press down vial cap firmly to close. See below for additional storage conditions.

Step 3 Tips



With meter off, insert Test Strip into Test Port with Contact End (black blocks) facing up. The Meter turns on.




DO NOT place Test Strip in backwards.

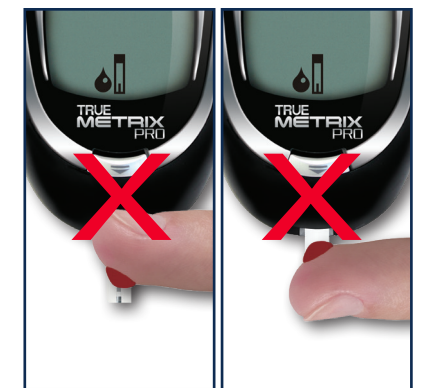
Step 5 Tips



With strip in Meter, touch Tip of strip to blood drop.



DO NOT place blood onto Test Strip before inserting Test Strip into Meter Test Port.



DO NOT place blood drop on top of Test Strip or any other location except the Sample End (Tip) of the Test Strip.

After Testing

- ✓ ALWAYS store the test strips in the original vial with the cap tightly closed.
- ✓ ALWAYS keep the cap of the test strip vial tightly closed.
- ✗ NEVER transfer test strips from one vial to another. Do not expose to heat, moisture, or humidity.
- ✗ NEVER compare the meter to other meters.
- ✗ NEVER immerse meter or test strips in liquids or place any liquids onto meter or into the Test Port.
- ✓ Store TRUE METRIX® PRO System in a dry place at room temperature (40°F-86°F) at 10%-80% relative humidity. DO NOT FREEZE.
- ✓ Dispose of used test strips and lancets in an approved biohazard container.

Additional Information

- ALL parts of your blood glucose monitoring system could carry blood-borne pathogens after use, even after cleaning and disinfecting.^{1,2}
- Cleaning and disinfecting the meter destroys most, but not necessarily all, blood-borne pathogens.
- It is important to keep the meter clean and disinfected. For instructions on how to clean and disinfect the meter, see Meter Cleaning and Disinfecting in the Owner's Booklet.
- ONLY use auto-disabling single use lancing devices/lancets to obtain capillary blood sample.

Customer Consultation
English or Spanish, Monday - Friday,
8AM - 8PM EST, 1-800-803-6025
www.trividiahealth.com

Manufactured by:
TRIVIDIA HEALTH

FORT LAUDERDALE, FL 33309 U.S.A.

1. FDA Public Health Notification: Use of Fingertick Devices on More than One Person Poses Risk for Transmitting Bloodborne Pathogens: Initial Communication. Available at <https://wayback.archive-it.org/7993/2017011013014/http://www.fda.gov/MedicalDevices/Safety/AlertsandNotices/ucm224025.htm>. 2. Infection Prevention during Blood Glucose Monitoring and Insulin Administration. Available at <http://www.cdc.gov/injectionsafety/blood-glucose-monitoring.html>.

© 2023 Trividia Health, Inc. TRUE METRIX and Trividia Health logo are trademarks of Trividia Health, Inc. RE4TVH P08 Rev. 43